

<a href="#">Home</a> <a href="#">Advertisement</a> <a href="#">Instructions for filling the Form</a>	<p style="text-align: center;"><b>New Registration</b></p> <p>To fill Online Application Form, please Register. If you intend to apply for more than one Post you will need to Register separately for each individual Post.</p> <p style="text-align: center;"><a href="#">Register Now</a></p>	<p style="text-align: center;"><b>Login</b></p> <p>If you are already Registered, please Login to proceed to fill the form. After you have completed and submitted the form you may Login at any time to download the PDF of your Form.</p> <p style="text-align: center;"><a href="#">Login</a></p>
--	--	--

Step 1: Register by clicking Register Now button or login if already registered.

<a href="#">Home</a> <a href="#">Advertisement</a> <a href="#">Instructions for filling the Form</a>	<p style="text-align: center;"><b>APPLICANT REGISTRATION</b></p> <p><b>Advt. No.</b> 2024/123</p> <p><b>Department:</b> <input type="text" value="Select Department"/></p> <p><b>Post:</b> <input type="text" value="Select Post"/></p> <p><b>Category:</b> <input type="text" value="Select category"/></p> <p><b>Name:</b> <input type="text"/></p> <p><b>Email:</b> <input type="text"/></p> <p><b>Password:</b> <input type="text"/> <a href="#">Submit</a></p>
--	---

Step 2: If new applicant fill all the details and submit the details once filled.

Home Advertisement Instructions for filling the Form	<b>APPLICANT LOGIN</b>	
	<b>Applicant Id:</b>	<input type="text"/>
	<b>Password:</b>	<input type="password"/>
	<input type="button" value="login"/>	

Step 3: After successful registration enter applicant Id and password shared in your email id.

<b>Welcome : suman kumar</b>	
<b>Personal Details</b>	<b>PENDING</b>
<b>Qualification</b>	<b>PENDING</b>
<b>Experience</b>	<b>PENDING</b>
<b>Upload Images</b>	<b>PENDING</b>
<b>Payment</b>	<b>PENDING</b>
<b>Final Submit</b>	<b>PENDING</b>
<input type="button" value="Logout"/> <input type="button" value="Print Application"/> <input type="button" value="Proceed To fill"/>	

Step 4: Proceed to fill the application form

Welcome: suman kumar
Logout:

Personal Details
Qualification
Experience
Upload Images
Make Payment
Final Submission

Personal Details

Full Name*:	<input type="text" value="suman kumar"/>	Fathers Name*:	<input type="text"/>
Medical council registration no*:	<input type="text"/>	Category*:	<input type="text" value="SC"/>
Adhaar No*:	<input type="text"/>	Date of Birth*:	<input type="text" value="dd-mm-yyyy"/>
		Age as on (20/04/2024) :	<b>0years 0months 0days</b>
Gender*:	<input type="text"/>	Nationality*:	<input type="text"/>
Marital Status*:	<input type="text" value="Select Marital Status"/>	Spouse Name:	<input type="text"/>
Reservation Desired(PWD):	<input type="radio"/> YES <input type="radio"/> NO	Reservation Type:	<input type="text"/>

Contact Details

Email Id*:	<input type="text" value="kapil.it@aiimsrishikesh.edu.in"/>	Mob(+91)*:	<input type="text"/>
------------	---	------------	----------------------

Address Details

Please check if permanent address is same as Correspondence address

(A) Correspondence Address	(B) Permanent Address
Address Line*:	<input type="text"/>
Country*:	<input type="text" value="India"/>

Country*:	Country*:
<input type="text" value="India"/>	<input type="text" value="India"/>
Pin code*:	Pin code*:
<input type="text"/>	<input type="text"/>
State/UT*:	State/UT*:
<input type="text"/>	<input type="text"/>
City*:	City*:
<input type="text"/>	<input type="text"/>
Police station*:	Police station*:
<input type="text"/>	<input type="text"/>

Save & Proceed

Step 5: Enter your personal details and proceed next

Welcome: **suman kumar**

Logout: 

Personal Details

**Qualification**

Experience

Upload Images

Make Payment

Final Submission

### High School

Qualifying Exam:	<input type="text" value="Highschool"/>	Board/University Name:	<input type="text"/>
Subject/Speciality:	<input type="text"/>	Passing year:	<input type="text"/>
Marks obtained:	<input type="text"/>	Total Marks:	<input type="text"/>

### Intermediate

Qualifying Exam:	<input type="text" value="Intermediate"/>	Board/University Name:	<input type="text"/>
Subject/Speciality:	<input type="text"/>	Passing year:	<input type="text"/>
Marks obtained:	<input type="text"/>	Total Marks:	<input type="text"/>

### Graduation

Qualifying Exam:	<input type="text" value="Select Exam"/>	Board/University Name:	<input type="text"/>
Subject/Speciality:	<input type="text"/>	Passing year:	<input type="text"/>
Marks obtained:	<input type="text"/>	Total Marks:	<input type="text"/>

### Post Graduation


Qualifying Exam:	<input type="text" value="Select Exam"/>	Board/University Name:	<input type="text"/>
Subject/Speciality:	<input type="text"/>	Passing year:	<input type="text"/>
Marks obtained:	<input type="text"/>	Total Marks:	<input type="text"/>

### OTHER COURSE

Qualifying Exam:	<input type="text"/>	Board/University Name:	<input type="text"/>
Subject/Speciality:	<input type="text"/>	Passing year:	<input type="text"/>
Marks obtained:	<input type="text"/>	Total Marks:	<input type="text"/>



**Save & Proceed**

Step 6 : Enter your qualification details and then proceed

Welcome: **suman kumar** Logout: 


[Personal Details](#) [Qualification](#) **[Experience](#)** [Upload Images](#) [Make Payment](#) [Final Submission](#)

**Experience Details**

Designation	College/Institute	From	To	Action
<input type="text"/>	<input type="text"/>	dd-mm-yyyy 	dd-mm-yyyy 	<a href="#">Add</a>

Organisation Name	Designation	Start Date	End Date	Action
-------------------	-------------	------------	----------	--------

**Awards, Distinction and Prizes**

Title	Description	Awarding Institute	Award Date	Action
<input type="text"/>	<input type="text"/>	<input type="text"/>	dd-mm-yyyy 	<a href="#">Add</a>

Title	Description	Awarding Institute	Award Date	Action
-------	-------------	--------------------	------------	--------

**Paper Presentation**

Title of the Paper	Level	Event name with date	Organized By	Action
<input type="text"/>	<input type="text"/>	<input type="text"/>	<input type="text"/>	<a href="#">Add</a>

Title of the paper	Level	Event name with date	Organized by	Action
--------------------	-------	----------------------	--------------	--------

Publication

Title of Publication	Action
<input type="text"/>	<input type="button" value="Add"/>
Title of Publication	Action

UNIQUE PERFORMANCE POINT


Unique Special reasons why you are specially or uniquely competent/motivated to achieve the mandate of AIIMS Rishikesh which is an institute of National Importance.

Step 7: Enter experience details

Welcome: suman kumar Logout: 


[Personal Details](#)   [Qualification](#)   [Experience](#)   **[Upload Images](#)**   [Make Payment](#)   [Final Submission](#)

Upload Photo




No file chosen

Upload Signature



No file chosen

Step 8: upload passport size image and signature

Welcome: <b>suman kumar</b>		Logout: 			
<a href="#">Personal Details</a>	<a href="#">Qualification</a>	<a href="#">Experience</a>	<a href="#">Upload Images</a>	<b>Make Payment</b>	<a href="#">Final Submission</a>
* Applicant Name	suman kumar				
* Application Number	AIIMSRISH00028				
* Amount	500				
<a href="#">Proceed For Payment</a>					

Step 9: Last make the payment and final submit the application